

Seatpost Assembly and Installation Guide


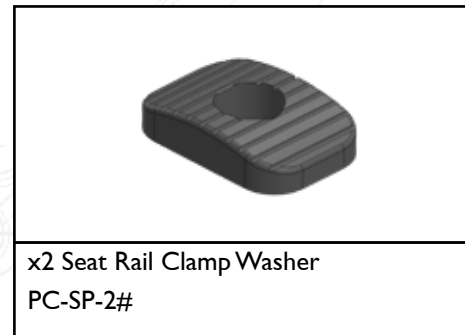






Seat Post Components

The PARLEE carbon seat post is offered in six versions

Part #	Diameter	Offset
SP27.20MBSKB	Ø 27.2 mm	0 mm
SP27.225MBSKB	Ø 27.2 mm	25 mm
SP30.90MBSKB	Ø 30.9 mm	0 mm
SP30.925MBSKB	Ø 30.9 mm	25 mm
SP31.60MBSKB	Ø 31.6 mm	0 mm
SP31.625MBSKB	Ø 31.6 mm	25 mm



STEP
1

Seat Rail Clamp Nut

Seat Rail Clamp Top

Seat Rail Clamp Bottom

Seat Rail Clamp Washer

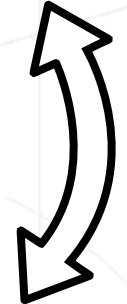
Seat Rail Clamp Screw

Apply 242 Loctite to screw threads



DO NOT APPLY CARBON (FRICTION) PASTE TO SEATPOST HEAD COMPONENTS

STEP
2



Torque Screws to 6nm
Rock saddle axially to seat rail clamps.

STEP
3



Torque Screws to 8-10nm
Rock saddle axially to seat rail clamps.

STEP
4

Saddle Tip to ST
176

Horizontal

Flex Fit Cap
16

Spar
10

Steerer Tube
255

Saddle Setback
60
Saddle Bar
Differential
123

Stem Angle
80°

Frame Set Back
174

BB to Seat
807

Frame Stack
593

82mm Minimum Insertion

Standover
804

Apply Carbon Paste

Follow manufacturers torque
values on seat clamp assemblies

Frame Reach
934

Reach
480

PARLEE 